



User's Manual

# Magic Wand Book



Visit the Disney Web site at [www.disney.com](http://www.disney.com)

© Disney

All rights reserved.

© 2008 VTech

Printed in China

91-002298-001 (美)

**vtech**<sup>®</sup>

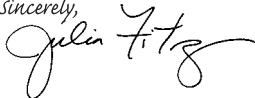
Dear Parent,

At **VTech**<sup>®</sup>, we know how important the first day of school is for your child. To help prepare preschoolers for this important event, **VTech**<sup>®</sup> has developed the **Preschool Learning**<sup>™</sup> series of interactive toys.

**Preschool Learning**<sup>™</sup> features fun characters and inviting school themes that use technology to capture a child's attention and teach important preschool skills like spelling, counting and the alphabet. These vital skills are taught in a way that's both fun and highly engaging to maintain a child's interest. Children will also be introduced to fun school subjects such as art class, music class and even recess! With **Preschool Learning**<sup>™</sup>, learning is fun from day one!

At **VTech**<sup>®</sup>, we know that a child has the ability to do great things. That's why all of our electronic learning products are uniquely designed to develop a child's mind and allow them to learn to the best of their ability. We thank you for trusting **VTech**<sup>®</sup> with the important job of helping your child learn and grow!

Sincerely,



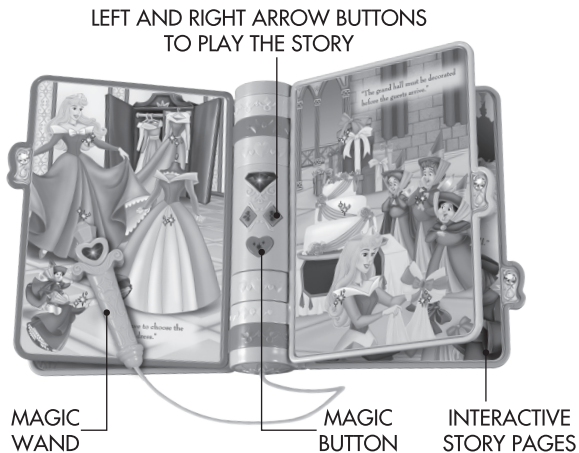
Julia Fitzgerald  
Vice President, Marketing  
VTech Electronics, NA

To learn more about **Preschool Learning**<sup>™</sup> and other **VTech**<sup>®</sup> toys, visit [www.vtechkids.com](http://www.vtechkids.com)

# INTRODUCTION

Thank you for purchasing the **VTech® Magic Wand Book!**

Learn how to be a princess with this magical interactive storybook. Six beautifully illustrated pages follow the story of Aurora arranging a party for Prince Phillip. Wave the magic light-up wand over the pages to interact with the story and hear delightful phrases from Princess Aurora. Learn shapes, colors, objects and tips on how to be a princess! With delightful music and sounds, story time learning is a dream come true!



## INCLUDED IN THIS PACKAGE

- One **VTech® Magic Wand Book**
- One User's Manual


## WARNING:

All packing materials, such as tape, plastic sheets, wire ties and tags are not part of this toy, and should be discarded for your child's safety.

# GETTING STARTED

## BATTERY INSTALLATION

1. Make sure the book is closed.
2. Locate the battery cover on the back of the unit. Use a coin or screwdriver to open the battery cover.
3. Install 4 new "AAA" (AM-4/LR03) batteries following the diagram inside the battery box.
4. Replace the battery cover and tighten the screw to secure.



## BATTERY NOTICE



- Install batteries correctly observing the polarity (+, -) signs to avoid leakage.
- Do not mix old and new batteries.
- Do not mix batteries of different types: alkaline, standard (carbon-zinc) or rechargeable (nickel-cadmium).
- Remove the batteries from the equipment when the unit will not be used for an extended period of time.
- Always remove exhausted batteries from the equipment.
- Do not dispose of batteries in fire.
- Do not attempt to recharge ordinary batteries.

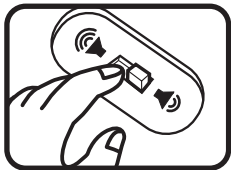
- The supply terminals are not to be short-circuited.
- Only batteries of the same and equivalent type as recommended are to be used.

**WE DO NOT RECOMMEND THE USE OF RECHARGEABLE BATTERIES**

## PRODUCT FEATURES

### 1. VOLUME CONTROL SWITCH

Locate the **VOLUME CONTROL SWITCH** on the back of the book. To adjust the volume, switch to the **LOW VOLUME** (  ) or the **HIGH VOLUME** (  ) position.



### 2. LEFT AND RIGHT ARROW BUTTONS

Press the **LEFT AND RIGHT ARROW BUTTONS** when the book is open to hear a twinkling sound followed by the story on the corresponding page. The light will flash with the sounds.



### 3. MAGIC BUTTON

Press the **MAGIC BUTTON** when the book is open to hear a twinkling sound followed by an encouraging phrase or a melody. The light will flash with the sounds.



#### 4. MAGIC WAND

Wave the **MAGIC WAND** over the stars on the pages to activate the sensors and hear phrases related to the pictures. The light on the wand will flash with the sounds.



#### 5. AUTOMATIC SHUT-OFF

To preserve battery life, the **VTech® Magic Wand Book** will automatically power-down after approximately three minutes without input. The book can be turned on again by turning a page.



## MELODY LIST

1. Blue Danube
2. Peer Gynt Suite
3. Canon in D
4. Fur Elise
5. Dance of the Sugar Plum Fairies
6. Spring Song
7. To a Wild Rose
8. Beautiful Dreamer
9. Ode to Joy
10. Air on the G string
11. Tchaikovsky's Sleeping Beauty Waltz

# CARE & MAINTENANCE

1. Keep the unit clean by wiping it with a slightly damp cloth.
2. Keep the unit out of direct sunlight and away from any direct heat source.
3. Remove the batteries when the unit is not in use for an extended period of time.
4. Do not drop the unit on hard surfaces and do not expose the unit to moisture or water.

# TROUBLESHOOTING

If for some reason the program/activity stops working or malfunctions, then please follow these steps:

1. Please turn the unit off by closing the book.
2. Interrupt the power supply by removing the batteries.
3. Let the unit stand for a few minutes, then replace the batteries.
4. Open the book. The unit will now be ready to play again.
5. If the unit still does not work, replace with an entire set of new batteries.

If the problem persists, please call our Consumer Services Department at 1-800-521-2010 in the U.S. or 1-877-352-8697 in Canada, and a service representative will be happy to help you.

## IMPORTANT NOTE

Creating and developing **electronic learning Disney Princes** products is accompanied by a responsibility that we at **VTech®** take very seriously. We make every effort to ensure the accuracy of the information which forms the value of our products. However, errors sometimes can occur. It is important for you to know that we stand behind our products and encourage you to call our Consumer Services Department at 1-800-521-2010 in the U.S. or 1-877-352-8697 in Canada, with any problems and/or suggestions that you might have. A service representative will be happy to help you.

### Note:

This equipment has been tested and found to comply with the limits for a Class B digital device, pursuant to Part 15 of the FCC Rules. These limits are designed to provide reasonable protection against harmful interference in a residential installation. This equipment generates, uses and can radiate radio frequency energy and, if not installed and used in accordance with the instructions, may cause harmful interference to radio communications. However, there is no guarantee that interference will not occur in a particular installation. If this equipment does cause harmful interference to radio or television reception, which can be determined by turning the equipment off and on, the user is encouraged to try to correct the interference by one or more of the following measures:

- Reorient or relocate the receiving antenna
- Increase the separation between the equipment and receiver
- Connect the equipment into an outlet on a circuit different from that to which the receiver is connected
- Consult the dealer or an experienced radio/TV technician for help

Caution : Changes or modifications not expressly approved by the party responsible for compliance could void the user's authority to operate the equipment.